


Specifications

Balance One

WAN Interface	2x 10/100/1000M Ethernet Ports 1x USB Interface
LAN Interface	8x 10/100/1000M Ethernet Ports
Wi-Fi Interface	Simultaneous Dual-Band 802.11a/b/g/n Access Point
Wi-Fi AP Operating Frequency	2412 – 2472 and 5180 - 5825 MHz
Router Throughput	1Gbps
Number of SpeedFusion Peers	2
PepVPN/SpeedFusion Throughput	30Mbps
Power Input	Device: 12V – 24V DC AC Adapter: AC Input 100V – 240V, DC Output 12V
Power Consumption	15W (max.)
Dimension	6.3 x 10.7 x 1.2 inches 160 x 271 x 30 mm (L x W x H)
Weight	1.3 pound 570 grams
Operating Temperature	-40° – 149°F -40° – 65°C
Humidity	15% – 95% (non-condensing)
Certifications	FCC, CE, RoHS
Warranty	1-Year Limited Warranty



For the most updated specifications, please refer to our website: peplink.com/products/balance-one/

Features

- WAN**
 - USB 4G/3G Modem Support
 - Support for PPPoE, Static IP, DHCP
 - Support for Dynamic DNS services
 - WAN Link Health Check
 - Intelligent Failover
 - Bandwidth Allowance Monitor
- LAN**
 - DHCP Server for LAN Clients
 - Extended DHCP Options
 - DHCP Reservation
 - DNS Proxy for LAN Clients
- Complete VPN Solution**
 - PepVPN/SpeedFusion ^
 - Site-to-Site VPN
 - Bandwidth Aggregation ^
 - Hot Failover ^
 - 256-bit AES Encryption
 - Pre-shared Key Authentication
 - Dynamic Routing
- Load Balancing**
 - Intelligent Failover
 - Session Persistence
 - Per-Service Load Distribution
 - Multiple Algorithms
- Networking**
 - NAT and IP Forwarding
 - Static Routes
 - Port Forwarding
 - Many to One, One to One NAT
 - NAT Pool
 - SIP ALG, H.323 ALG
 - UPnP, NAT-PMP
 - WINS Server
- Advanced QoS**
 - Individual Bandwidth Limit
 - Application Prioritization
 - By User Groups
 - SIP, HTTPS, VPN QoS
 - Custom Application QoS
- Security**
 - Stateful Firewall
 - DoS Prevention
- AP Controller**
 - AP Controller Support
 - Wi-Fi Usage Statistics
- Captive Portal Support**
 - Support for Wired and Wireless LAN Clients
 - Support RADIUS Authentication
 - Time and Usage Quotas on Open Access Mode
 - Built-in Customizable Splash Page
- Device Management**
 - Web Administrative Interface
 - Command Line Interface
 - InControl Cloud Management
 - Email Notification
 - Active Client & Session Lists
 - Bandwidth Usage Statistics
 - Syslog Service
 - SNMP v1, v2c and v3
- Certification**
 - FCC, CE, RoHS

^ SpeedFusion is available as an optional add-on

Works With

And **200+** USB Modem from Worldwide Carriers



United States
T: +1 (650) 450 9669
E: sales@peplink.com

www.peplink.com

©Peplink. All rights reserved. Peplink, the Peplink logo, and SpeedFusion are trademarks of Peplink International Ltd. Other brands and product names are trademarks or registered trademarks of their respective holders. All specifications are subject to change without notice.

Access Company Resources from Home Using SpeedFusion Unbreakable VPN

- 3 Access sales, ERP, and other company data as if you were in the office



- 2 Securely connect to servers at your office or datacenter



Bonded, Unbreakable VPN
Powered by SpeedFusion



Internet

Land
Line



Fiber

Cable

4G
LTE

Failover

- 1 Make an always-on, **unbreakable VPN** connection on both WAN connections with **SpeedFusion**

- 4 Work over a reliable connection that automatically switches between USB LTE and Ethernet when a link goes down

Balance One with
SpeedFusion activated

Setup, Manage, and Monitor Office Wi-Fi from Your Balance One

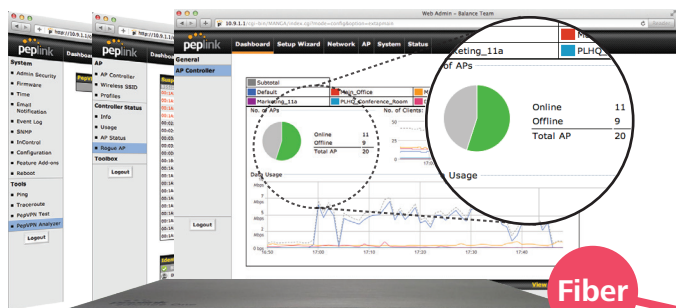


- 3 Sit back while your Balance One automatically configures your access points

- 4 Web blocking keeps your staff out of unwanted websites and help them stay productive

- 5 Get detailed access point usage reports anytime, right from your Balance One

- 2 Power on AP One access points and connect them to your office LAN with Ethernet cables



- 1 Provision AP One access points with the Balance One's built-in AP Controller

The AP One is available in a variety of configurations. Whether you need Wi-Fi in a single conference room or across a large outdoor area, there's an AP One model built for the job. Visit peplink.com/ap-one for details.



Balance One

Fiber

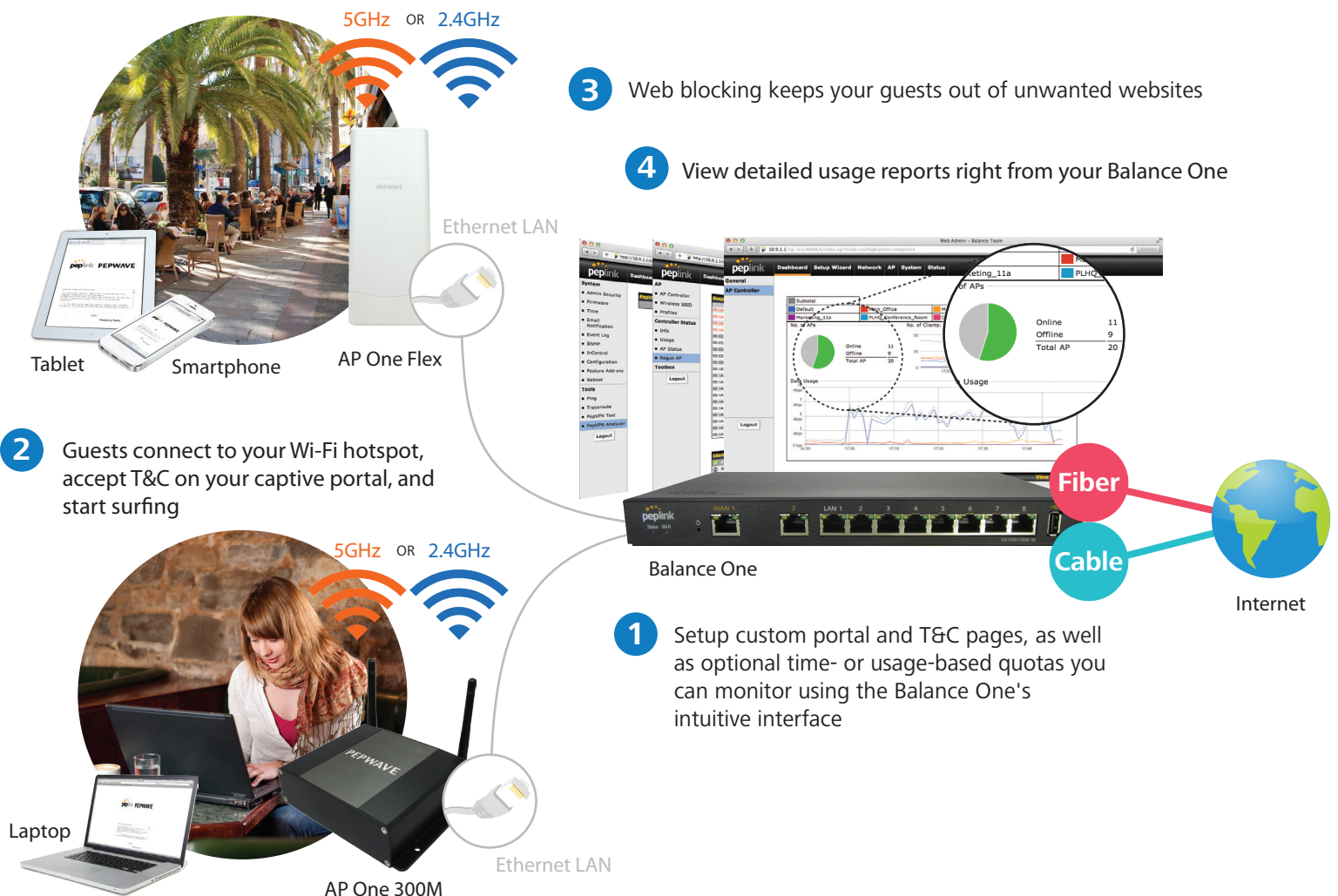
Cable

Internet

Connect Your Smart Home with Gigabit Fiber Internet (FTTH) and LTE Backup for 100% Uptime



Create Guest Hotspots Complete with Captive Portals



Peplink Balance One

Gigabit Dual-WAN Router with Dual-Band 11n Wi-Fi



Works With



And 200+ USB Modem from Worldwide Carriers

1 Gbps

Router Throughput

Dual-Band
11n Wi-Fi

2.4GHz & 5GHz

SpeedFusion
Bonding Technology

Unbreakable VPN

InControl²

Setup. Manage. Report.

Also supports InControl 2 cloud management.
Learn more at peplink.com/incontrol-2/

One Huge Leap Forward for SMB, and Branch Networking.

The Balance One gigabit router with dual-WAN load balancing delivers big-business uptime and speed in an affordable package designed just for SMBs, branch offices, and power users. Featuring simultaneous dual-band 802.11n Wi-Fi, eight GbE LAN ports, and exclusives like our built-in AP Controller, captive portals, and InControl 2 cloud management, it's the one router you need for enterprise-grade networking in smaller environments.

Gigabit Performance. Uptime, All the Time.

The Balance One dual-WAN router drives data at 1Gbps and keeps connections dependable and fast with automatic balancing and failover between links. Connect up to two fiber, 4G LTE/3G cellular, or other links in any combination for 24/7 connectivity and lightning-quick performance.

Superfast Dual-Band Wi-Fi. Eight GbE LAN Ports.

With simultaneous 2.4 and 5GHz 802.11n Wi-Fi and eight gigabit Ethernet LAN ports onboard, the Peplink Balance One makes it easy to connect all your devices at high speeds, without complicated setup, compromises, or external switches to buy and maintain.

Unparalleled Modem Support.

The Balance One's USB port supports more than 200 4G LTE/3G modems used by a variety of carriers worldwide. Whatever you're using, it'll probably work without a hitch.

Built-in AP Controller and Captive Portals. Easy Management Anywhere.

AP Controller puts you in charge of all connected access points using an intuitive built-in management console. You can also create and manage custom captive portals using your Balance One. And you can do it all from anywhere using InControl 2 cloud management.